

TT Circuit Assen 4.542 m

**Pirelli Dutch Round, 17-19 April 2026**

**Results Tissot Superpole**

1 / 2

No.	Rider	Nat	Team	Bike	Time	Gap	Rel.	Laps	Speed	
									Avg	Max
1	<b>6 M. HERRERA</b>	ESP	Terra & Vita GRT Yamaha WorldWCR	Yamaha YZF-R7	<b>1'47.031</b>			11	152,771	<b>201,9</b>
2	<b>36 B. NEILA</b>	ESP	Ampito Crescent Yamaha	Yamaha YZF-R7	<b>1'47.312</b>	0.281	0.281	11	152,371	<b>200,0</b>
3	<b>58 P. RAMOS</b>	ESP	Klint Racing Team	Yamaha YZF-R7	<b>1'47.789</b>	0.758	0.477	10	151,696	<b>202,2</b>
4	<b>8 T. RELPH</b>	AUS	Full Throttle Racing	Yamaha YZF-R7	<b>1'47.813</b>	0.782	0.024	13	151,663	<b>207,7</b>
5	<b>94 L. BOUDESSEUL</b>	FRA	GMT94 Yamaha	Yamaha YZF-R7	<b>1'48.248</b>	1.217	0.435	11	151,053	<b>205,7</b>
6	<b>64 S. SANCHEZ</b>	ESP	Hadden Racing Team	Yamaha YZF-R7	<b>1'48.340</b>	1.309	0.092	12	150,925	<b>199,6</b>
7	<b>96 R. PONZIANI</b>	ITA	Klint Racing Team	Yamaha YZF-R7	<b>1'48.402</b>	1.371	0.062	10	150,839	<b>201,5</b>
8	<b>46 P. RUIZ</b>	ESP	PR46+1 Racing Team	Yamaha YZF-R7	<b>1'48.688</b>	1.657	0.286	11	150,442	<b>201,9</b>
9	<b>20 N. RIVERA</b>	ESP	Terra & Vita GRT Yamaha WorldWCR	Yamaha YZF-R7	<b>1'48.730</b>	1.699	0.042	12	150,384	<b>199,3</b>
10	<b>83 A. MADRIGAL</b>	MEX	Pons Italika Racing FIMLA	Yamaha YZF-R7	<b>1'49.281</b>	2.250	0.551	10	149,625	<b>199,3</b>
11	<b>15 C. JONES</b>	GBR	Monster Energy Crescent Yamaha	Yamaha YZF-R7	<b>1'49.313</b>	2.282	0.032	10	149,581	<b>203,8</b>
12	<b>12 M. SARAPUECH</b>	THA	EEST NJT Racing Team	Yamaha YZF-R7	<b>1'49.421</b>	2.390	0.108	11	149,434	<b>206,9</b>
13	<b>11 Y. CERPA</b>	ESP	MotosCerpa-Gradara Corse	Yamaha YZF-R7	<b>1'49.538</b>	2.507	0.117	9	149,274	<b>203,8</b>
14	<b>66 K. DANAK</b>	POL	Yamaha AD78 FIMLA	Yamaha YZF-R7	<b>1'49.755</b>	2.724	0.217	12	148,979	<b>199,6</b>
15	<b>14 M. DOBBS</b>	USA	YVS Sabadell Diva Racing	Yamaha YZF-R7	<b>1'49.769</b>	2.738	0.014	10	148,960	<b>206,9</b>
16	<b>37 L. VIEILLARD</b>	FRA	FT Racing Academy	Yamaha YZF-R7	<b>1'49.899</b>	2.868	0.130	13	148,784	<b>201,1</b>
17	<b>22 M. GUARINO</b>	ITA	Prata Motor Sport	Yamaha YZF-R7	<b>1'50.096</b>	3.065	0.197	9	148,518	<b>198,2</b>
18	<b>4 E. BONDI</b>	FRA	FT Racing Academy	Yamaha YZF-R7	<b>1'50.388</b>	3.357	0.292	11	148,125	<b>200,7</b>
19	<b>88 D. DAL ZOTTO</b>	ITA	PATA AG Motorsport Italia	Yamaha YZF-R7	<b>1'50.480</b>	3.449	0.092	12	148,001	<b>204,2</b>
20	<b>41 A. BARALE</b>	ITA	Hadden Racing Team	Yamaha YZF-R7	<b>1'50.591</b>	3.560	0.111	12	147,853	<b>203,4</b>
21	<b>19 A. DUREDNICKOVA</b>	CZE	Dafitmotoracing	Yamaha YZF-R7	<b>1'51.130</b>	4.099	0.539	13	147,136	<b>203,0</b>
22	<b>44 P. SOWA</b>	POL	Team Trasimeno	Yamaha YZF-R7	<b>1'51.271</b>	4.240	0.141	13	146,949	<b>200,0</b>
23	<b>99 I. CARRENO</b>	CHI	Pons Italika Racing FIMLA	Yamaha YZF-R7	<b>1'51.352</b>	4.321	0.081	10	146,842	<b>197,8</b>
24	<b>16 L. MICHEL</b>	GER	TSL-Racing	Yamaha YZF-R7	<b>1'51.558</b>	4.527	0.206	12	146,571	<b>203,0</b>
25	<b>61 B. SCHEFFER</b>	NED	Motorradtechnik Geenen by Yamaha	Yamaha YZF-R7	<b>1'52.334</b>	5.303	0.776	12	145,559	<b>201,1</b>
26	<b>26 K. HAND</b>	GBR	Team Trasimeno	Yamaha YZF-R7	<b>1'52.818</b>	5.787	0.484	11	144,934	<b>201,1</b>

**Qualifying Lap Time (110% of 1'47.031): 1'57.735**

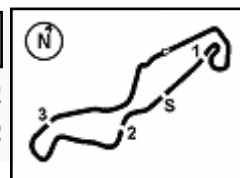
AIR	Humidity:	47%	Temp:	19°C
TRACK	Condition:	Dry	Temp:	25°C

Records	Pole	[SP]	2025	M.Herrera	1'48.146	151,200	Km/h
	Race	[RC1]	2025	B.Neila	1'47.685	151,840	Km/h
	All Times	[FP]	2026	M.Herrera	1'47.613	151,940	Km/h

Start 17/04/2026 17:05 End 17:32 The results are provisional until the end of the time limit for protests and appeals and the completion of the technical checks. Clerk Of The Course: **Roland Brontsema** Publication Time: **17:35**

These data/results cannot be reproduced, stored and/or transmitted in whole or in part by any manner of electronic, mechanical, photocopying, recording, broadcasting or otherwise now known or herein after developed without the previous express consent by the copyright owner, except for reproduction in daily press and regular printed publications on sale to the public within 60 days of the event related to those data/results and always provided that copyright symbol appears together as follows below.

© DORNA WSBK ORGANIZATION Srl 2026



**Pirelli Dutch Round, 17-19 April 2026**  
**Results Tissot Superpole**

**Session Highlights**

Local Time	No. Rider	Description
17.05.00		Start of Session
17.30.32		M4N QP pit lane opens at 17:45
17.32.35		End of Session

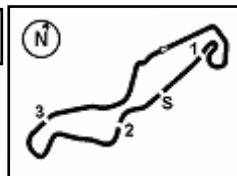
**Fastest Laps Sequence**

No.	Rider	Nat	Team	Bike	Local Time	Time	Gap	Avg
8	T. RELPH	AUS	Full Throttle Racing	Yamaha YZF-R7	17:08'42.678	<b>1'50.147</b>		148,449
8	T. RELPH	AUS	Full Throttle Racing	Yamaha YZF-R7	17:10'31.526	<b>1'48.848</b>	-1.299	150,220
6	M. HERRERA	ESP	Terra & Vita GRT Yamaha WorldWCR	Yamaha YZF-R7	17:12'54.808	<b>1'47.589</b>	-1.259	151,978
6	M. HERRERA	ESP	Terra & Vita GRT Yamaha WorldWCR	Yamaha YZF-R7	17:14'42.013	<b>1'47.205</b>	-0.384	152,523
6	M. HERRERA	ESP	Terra & Vita GRT Yamaha WorldWCR	Yamaha YZF-R7	17:16'29.044	<b>1'47.031</b>	-0.174	152,771

17/04/2026 Start 17:05 End 17:32 The results are provisional until the end of the time limit for protests and appeals and the completion of the technical checks. Clerk Of The Course: **Roland Brontsema** Publication Time: **17:35**

These data/results cannot be reproduced, stored and/or transmitted in whole or in part by any manner of electronic, mechanical, photocopying, recording, broadcasting or otherwise now known or herein after developed without the previous express consent by the copyright owner, except for reproduction in daily press and regular printed publications on sale to the public within 60 days of the event related to those data/results and always provided that copyright symbol appears together as follows below.

© DORNA WSBK ORGANIZATION Srl 2026



**Pirelli Dutch Round, 17-19 April 2026  
Best Sectors & Speed Tissot Superpole**

TT Circuit Assen 4.542 m

**BEST LAP**

1	<b>6</b>	<b>M. HERRERA</b>	Yamaha YZF-R7	1'47.031
2	<b>36</b>	<b>B. NEILA</b>	Yamaha YZF-R7	1'47.312
3	<b>58</b>	<b>P. RAMOS</b>	Yamaha YZF-R7	1'47.789
4	<b>8</b>	<b>T. RELPH</b>	Yamaha YZF-R7	1'47.813
5	<b>94</b>	<b>L. BOUDESSEUL</b>	Yamaha YZF-R7	1'48.248
6	<b>64</b>	<b>S. SANCHEZ</b>	Yamaha YZF-R7	1'48.340
7	<b>96</b>	<b>R. PONZIANI</b>	Yamaha YZF-R7	1'48.402
8	<b>46</b>	<b>P. RUIZ</b>	Yamaha YZF-R7	1'48.688
9	<b>20</b>	<b>N. RIVERA</b>	Yamaha YZF-R7	1'48.730
10	<b>83</b>	<b>A. MADRIGAL</b>	Yamaha YZF-R7	1'49.281
11	<b>15</b>	<b>C. JONES</b>	Yamaha YZF-R7	1'49.313
12	<b>12</b>	<b>M. SARAPUECH</b>	Yamaha YZF-R7	1'49.421
13	<b>11</b>	<b>Y. CERPA</b>	Yamaha YZF-R7	1'49.538
14	<b>66</b>	<b>K. DANAK</b>	Yamaha YZF-R7	1'49.755
15	<b>14</b>	<b>M. DOBBS</b>	Yamaha YZF-R7	1'49.769
16	<b>37</b>	<b>L. VIEILLARD</b>	Yamaha YZF-R7	1'49.899
17	<b>22</b>	<b>M. GUARINO</b>	Yamaha YZF-R7	1'50.096
18	<b>4</b>	<b>E. BONDI</b>	Yamaha YZF-R7	1'50.388
19	<b>88</b>	<b>D. DAL ZOTTO</b>	Yamaha YZF-R7	1'50.480
20	<b>41</b>	<b>A. BARALE</b>	Yamaha YZF-R7	1'50.591
21	<b>19</b>	<b>A. OUREDNIKOVA</b>	Yamaha YZF-R7	1'51.130
22	<b>44</b>	<b>P. SOWA</b>	Yamaha YZF-R7	1'51.271
23	<b>99</b>	<b>I. CARRENO</b>	Yamaha YZF-R7	1'51.352
24	<b>16</b>	<b>L. MICHEL</b>	Yamaha YZF-R7	1'51.558
25	<b>61</b>	<b>B. SCHEFFER</b>	Yamaha YZF-R7	1'52.334
26	<b>26</b>	<b>K. HAND</b>	Yamaha YZF-R7	1'52.818

**SPEED**

1	<b>8</b>	<b>T. RELPH</b>	Yamaha YZF-R7	207,7
2	<b>14</b>	<b>M. DOBBS</b>	Yamaha YZF-R7	206,9
3	<b>12</b>	<b>M. SARAPUECH</b>	Yamaha YZF-R7	206,9
4	<b>94</b>	<b>L. BOUDESSEUL</b>	Yamaha YZF-R7	205,7
5	<b>88</b>	<b>D. DAL ZOTTO</b>	Yamaha YZF-R7	204,2
6	<b>11</b>	<b>Y. CERPA</b>	Yamaha YZF-R7	203,8
7	<b>15</b>	<b>C. JONES</b>	Yamaha YZF-R7	203,8
8	<b>41</b>	<b>A. BARALE</b>	Yamaha YZF-R7	203,4
9	<b>19</b>	<b>A. OUREDNIKOVA</b>	Yamaha YZF-R7	203,0
10	<b>16</b>	<b>L. MICHEL</b>	Yamaha YZF-R7	203,0
11	<b>58</b>	<b>P. RAMOS</b>	Yamaha YZF-R7	202,2
12	<b>6</b>	<b>M. HERRERA</b>	Yamaha YZF-R7	201,9
13	<b>46</b>	<b>P. RUIZ</b>	Yamaha YZF-R7	201,9
14	<b>96</b>	<b>R. PONZIANI</b>	Yamaha YZF-R7	201,5
15	<b>61</b>	<b>B. SCHEFFER</b>	Yamaha YZF-R7	201,1
16	<b>26</b>	<b>K. HAND</b>	Yamaha YZF-R7	201,1
17	<b>37</b>	<b>L. VIEILLARD</b>	Yamaha YZF-R7	201,1
18	<b>4</b>	<b>E. BONDI</b>	Yamaha YZF-R7	200,7
19	<b>44</b>	<b>P. SOWA</b>	Yamaha YZF-R7	200,0
20	<b>36</b>	<b>B. NEILA</b>	Yamaha YZF-R7	200,0
21	<b>64</b>	<b>S. SANCHEZ</b>	Yamaha YZF-R7	199,6
22	<b>66</b>	<b>K. DANAK</b>	Yamaha YZF-R7	199,6
23	<b>20</b>	<b>N. RIVERA</b>	Yamaha YZF-R7	199,3
24	<b>83</b>	<b>A. MADRIGAL</b>	Yamaha YZF-R7	199,3
25	<b>22</b>	<b>M. GUARINO</b>	Yamaha YZF-R7	198,2
26	<b>99</b>	<b>I. CARRENO</b>	Yamaha YZF-R7	197,8

**SEG. 1**

1	<b>6</b>	<b>M. HERRERA</b>	34.677
2	<b>36</b>	<b>B. NEILA</b>	34.697
3	<b>64</b>	<b>S. SANCHEZ</b>	34.871
4	<b>8</b>	<b>T. RELPH</b>	34.899
5	<b>46</b>	<b>P. RUIZ</b>	34.931
6	<b>58</b>	<b>P. RAMOS</b>	34.951
7	<b>20</b>	<b>N. RIVERA</b>	35.121
8	<b>96</b>	<b>R. PONZIANI</b>	35.192
9	<b>94</b>	<b>L. BOUDESSEUL</b>	35.228
10	<b>12</b>	<b>M. SARAPUECH</b>	35.266
11	<b>83</b>	<b>A. MADRIGAL</b>	35.307
12	<b>22</b>	<b>M. GUARINO</b>	35.474
13	<b>11</b>	<b>Y. CERPA</b>	35.478
14	<b>66</b>	<b>K. DANAK</b>	35.495
15	<b>14</b>	<b>M. DOBBS</b>	35.578
16	<b>15</b>	<b>C. JONES</b>	35.583
17	<b>37</b>	<b>L. VIEILLARD</b>	35.705
18	<b>88</b>	<b>D. DAL ZOTTO</b>	35.725
19	<b>41</b>	<b>A. BARALE</b>	35.763
20	<b>44</b>	<b>P. SOWA</b>	35.855
21	<b>4</b>	<b>E. BONDI</b>	35.952
22	<b>19</b>	<b>A. OUREDNIKOVA</b>	35.982
23	<b>99</b>	<b>I. CARRENO</b>	36.044
24	<b>16</b>	<b>L. MICHEL</b>	36.093
25	<b>61</b>	<b>B. SCHEFFER</b>	36.110
26	<b>26</b>	<b>K. HAND</b>	36.429

**SEG. 2**

1	<b>6</b>	<b>M. HERRERA</b>	17.928
2	<b>36</b>	<b>B. NEILA</b>	17.981
3	<b>8</b>	<b>T. RELPH</b>	17.981
4	<b>64</b>	<b>S. SANCHEZ</b>	18.141
5	<b>94</b>	<b>L. BOUDESSEUL</b>	18.157
6	<b>83</b>	<b>A. MADRIGAL</b>	18.214
7	<b>46</b>	<b>P. RUIZ</b>	18.254
8	<b>58</b>	<b>P. RAMOS</b>	18.255
9	<b>15</b>	<b>C. JONES</b>	18.273
10	<b>20</b>	<b>N. RIVERA</b>	18.287
11	<b>11</b>	<b>Y. CERPA</b>	18.306
12	<b>96</b>	<b>R. PONZIANI</b>	18.308
13	<b>14</b>	<b>M. DOBBS</b>	18.334
14	<b>12</b>	<b>M. SARAPUECH</b>	18.341
15	<b>37</b>	<b>L. VIEILLARD</b>	18.380
16	<b>66</b>	<b>K. DANAK</b>	18.433
17	<b>41</b>	<b>A. BARALE</b>	18.465
18	<b>4</b>	<b>E. BONDI</b>	18.550
19	<b>88</b>	<b>D. DAL ZOTTO</b>	18.559
20	<b>22</b>	<b>M. GUARINO</b>	18.587
21	<b>19</b>	<b>A. OUREDNIKOVA</b>	18.690
22	<b>16</b>	<b>L. MICHEL</b>	18.697
23	<b>61</b>	<b>B. SCHEFFER</b>	18.724
24	<b>26</b>	<b>K. HAND</b>	18.734
25	<b>99</b>	<b>I. CARRENO</b>	18.742
26	<b>44</b>	<b>P. SOWA</b>	18.797

**SEG. 3**

1	<b>36</b>	<b>B. NEILA</b>	29.162
2	<b>8</b>	<b>T. RELPH</b>	29.238
3	<b>6</b>	<b>M. HERRERA</b>	29.246
4	<b>58</b>	<b>P. RAMOS</b>	29.251
5	<b>46</b>	<b>P. RUIZ</b>	29.361
6	<b>96</b>	<b>R. PONZIANI</b>	29.374
7	<b>94</b>	<b>L. BOUDESSEUL</b>	29.401
8	<b>64</b>	<b>S. SANCHEZ</b>	29.453
9	<b>20</b>	<b>N. RIVERA</b>	29.511
10	<b>15</b>	<b>C. JONES</b>	29.619
11	<b>11</b>	<b>Y. CERPA</b>	29.800
12	<b>83</b>	<b>A. MADRIGAL</b>	29.824
13	<b>88</b>	<b>D. DAL ZOTTO</b>	29.859
14	<b>66</b>	<b>K. DANAK</b>	29.867
15	<b>22</b>	<b>M. GUARINO</b>	29.903
16	<b>41</b>	<b>A. BARALE</b>	29.922
17	<b>19</b>	<b>A. OUREDNIKOVA</b>	29.945
18	<b>37</b>	<b>L. VIEILLARD</b>	29.956
19	<b>12</b>	<b>M. SARAPUECH</b>	29.973
20	<b>14</b>	<b>M. DOBBS</b>	30.019
21	<b>4</b>	<b>E. BONDI</b>	30.030
22	<b>99</b>	<b>I. CARRENO</b>	30.076
23	<b>44</b>	<b>P. SOWA</b>	30.086
24	<b>16</b>	<b>L. MICHEL</b>	30.289
25	<b>61</b>	<b>B. SCHEFFER</b>	30.690
26	<b>26</b>	<b>K. HAND</b>	30.713

**SEG. 4**

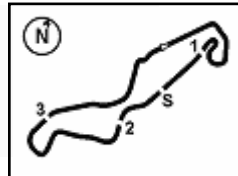
1	<b>6</b>	<b>M. HERRERA</b>	24.857
2	<b>36</b>	<b>B. NEILA</b>	25.149
3	<b>58</b>	<b>P. RAMOS</b>	25.229
4	<b>94</b>	<b>L. BOUDESSEUL</b>	25.278
5	<b>8</b>	<b>T. RELPH</b>	25.397
6	<b>96</b>	<b>R. PONZIANI</b>	25.417
7	<b>12</b>	<b>M. SARAPUECH</b>	25.483
8	<b>64</b>	<b>S. SANCHEZ</b>	25.541
9	<b>20</b>	<b>N. RIVERA</b>	25.590
10	<b>14</b>	<b>M. DOBBS</b>	25.627
11	<b>46</b>	<b>P. RUIZ</b>	25.633
12	<b>83</b>	<b>A. MADRIGAL</b>	25.638
13	<b>66</b>	<b>K. DANAK</b>	25.701
14	<b>11</b>	<b>Y. CERPA</b>	25.727
15	<b>15</b>	<b>C. JONES</b>	25.727
16	<b>37</b>	<b>L. VIEILLARD</b>	25.767
17	<b>4</b>	<b>E. BONDI</b>	25.819
18	<b>22</b>	<b>M. GUARINO</b>	26.060
19	<b>16</b>	<b>L. MICHEL</b>	26.062
20	<b>99</b>	<b>I. CARRENO</b>	26.077
21	<b>41</b>	<b>A. BARALE</b>	26.108
22	<b>19</b>	<b>A. OUREDNIKOVA</b>	26.125
23	<b>88</b>	<b>D. DAL ZOTTO</b>	26.186
24	<b>44</b>	<b>P. SOWA</b>	26.218
25	<b>61</b>	<b>B. SCHEFFER</b>	26.433
26	<b>26</b>	<b>K. HAND</b>	26.495

17/04/2026

These data/results cannot be reproduced, stored and/or transmitted in whole or in part by any manner of electronic, mechanical, photocopying, recording, broadcasting or otherwise now known or herein after developed without the previous express consent by the copyright owner, except for reproduction in daily press and regular printed publications on sale to the public within 60 days of the event related to those data/results and always provided that copyright symbol appears together as follows below.

© DORNA WSBK ORGANIZATION Srl 2026





**Pirelli Dutch Round, 17-19 April 2026**  
**Ideal Times Tissot Superpole**

TT Circuit Assen 4.542 m

No.	Rider	Nat	Bike	Seg. 1	Seg. 2	Seg. 3	Seg. 4	Ideal Time		
				Diff. 1	Diff. 2	Diff. 3	Diff. 4	Best Lap	Pos.	Diff.
1	<b>6 M. HERRERA</b>	ESP	Yamaha YZF-R7	<b>34.677</b>	<b>17.928</b> +0.069	29.246 +0.254	<b>24.857</b>	<b>1'46.708</b> 1'47.031	1	0.323
2	<b>36 B. NEILA</b>	ESP	Yamaha YZF-R7	34.697	17.981 +0.117	<b>29.162</b> +0.106	25.149 +0.100	<b>1'46.989</b> 1'47.312	2	0.323
3	<b>8 T. RELPH</b>	AUS	Yamaha YZF-R7	34.899	17.981 +0.141	29.238 +0.098	25.397 +0.059	<b>1'47.515</b> 1'47.813	4	0.298
4	<b>58 P. RAMOS</b>	ESP	Yamaha YZF-R7	34.951	18.255 +0.103	29.251	25.229	<b>1'47.686</b> 1'47.789	3	0.103
5	<b>64 S. SANCHEZ</b>	ESP	Yamaha YZF-R7	34.871 +0.201	18.141 +0.133	29.453	25.541	<b>1'48.006</b> 1'48.340	6	0.334
6	<b>94 L. BOUDESSEUL</b>	FRA	Yamaha YZF-R7	35.228	18.157	29.401	25.278 +0.184	<b>1'48.064</b> 1'48.248	5	0.184
7	<b>46 P. RUIZ</b>	ESP	Yamaha YZF-R7	34.931	18.254	29.361 +0.144	25.633 +0.365	<b>1'48.179</b> 1'48.688	8	0.509
8	<b>96 R. PONZIANI</b>	ITA	Yamaha YZF-R7	35.192	18.308 +0.015	29.374	25.417 +0.096	<b>1'48.291</b> 1'48.402	7	0.111
9	<b>20 N. RIVERA</b>	ESP	Yamaha YZF-R7	35.121	18.287	29.511 +0.039	25.590 +0.182	<b>1'48.509</b> 1'48.730	9	0.221
10	<b>83 A. MADRIGAL</b>	MEX	Yamaha YZF-R7	35.307	18.214	29.824 +0.287	25.638 +0.011	<b>1'48.983</b> 1'49.281	10	0.298
11	<b>12 M. SARAPUECH</b>	THA	Yamaha YZF-R7	35.266 +0.071	18.341 +0.119	29.973 +0.168	25.483	<b>1'49.063</b> 1'49.421	12	0.358
12	<b>15 C. JONES</b>	GBR	Yamaha YZF-R7	35.583	18.273	29.619	25.727 +0.111	<b>1'49.202</b> 1'49.313	11	0.111
13	<b>11 Y. CERPA</b>	ESP	Yamaha YZF-R7	35.478 +0.072	18.306 +0.155	29.800	25.727	<b>1'49.311</b> 1'49.538	13	0.227
14	<b>66 K. DANAK</b>	POL	Yamaha YZF-R7	35.495 +0.024	18.433	29.867 +0.222	25.701 +0.013	<b>1'49.496</b> 1'49.755	14	0.259
15	<b>14 M. DOBBS</b>	USA	Yamaha YZF-R7	35.578	18.334 +0.101	30.019 +0.110	25.627	<b>1'49.558</b> 1'49.769	15	0.211
16	<b>37 L. VIEILLARD</b>	FRA	Yamaha YZF-R7	35.705 +0.005	18.380 +0.086	29.956	25.767	<b>1'49.808</b> 1'49.899	16	0.091
17	<b>22 M. GUARINO</b>	ITA	Yamaha YZF-R7	35.474	18.587	29.903	26.060 +0.072	<b>1'50.024</b> 1'50.096	17	0.072
18	<b>41 A. BARALE</b>	ITA	Yamaha YZF-R7	35.763 +0.154	18.465 +0.089	29.922 +0.028	26.108 +0.062	<b>1'50.258</b> 1'50.591	20	0.333
19	<b>88 D. DALZOTTO</b>	ITA	Yamaha YZF-R7	35.725 +0.094	18.559	29.859 +0.018	26.186 +0.039	<b>1'50.329</b> 1'50.480	19	0.151
20	<b>4 E. BONDI</b>	FRA	Yamaha YZF-R7	35.952	18.550	30.030 +0.037	25.819	<b>1'50.351</b> 1'50.388	18	0.037
21	<b>19 A. OUREDNIKOVA</b>	CZE	Yamaha YZF-R7	35.982	18.690 +0.051	29.945	26.125 +0.337	<b>1'50.742</b> 1'51.130	21	0.388
22	<b>99 I. CARRENO</b>	CHI	Yamaha YZF-R7	36.044 +0.020	18.742	30.076 +0.217	26.077 +0.176	<b>1'50.939</b> 1'51.352	23	0.413
23	<b>44 P. SOWA</b>	POL	Yamaha YZF-R7	35.855	18.797 +0.025	30.086	26.218 +0.290	<b>1'50.956</b> 1'51.271	22	0.315
24	<b>16 L. MICHEL</b>	GER	Yamaha YZF-R7	36.093 +0.205	18.697	30.289	26.062 +0.212	<b>1'51.141</b> 1'51.558	24	0.417
25	<b>61 B. SCHEFFER</b>	NED	Yamaha YZF-R7	36.110	18.724	30.690	26.433 +0.377	<b>1'51.957</b> 1'52.334	25	0.377
26	<b>26 K. HAND</b>	GBR	Yamaha YZF-R7	36.429	18.734 +0.029	30.713 +0.113	26.495 +0.305	<b>1'52.371</b> 1'52.818	26	0.447
<b>Overall Ideal Time</b>				34.677	17.928	29.162	24.857	<b>1'46.624</b>		

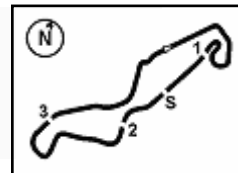
17/04/2026

These data/results cannot be reproduced, stored and/or transmitted in whole or in part by any manner of electronic, mechanical, photocopying, recording, broadcasting or otherwise now known or herein after developed without the previous express consent by the copyright owner, except for reproduction in daily press and regular printed publications on sale to the public within 60 days of the event related to those data/results and always provided that copyright symbol appears together as follows below.

© DORNA WSBK ORGANIZATION Srl 2026

FICR PERUGIA TIMING





TT Circuit Assen 4.542 m

**Pirelli Dutch Round, 17-19 April 2026  
Chronological Analysis Tissot Superpole**

1 / 4

1° 6 M. HERRERA [1'47.031]							
Lap	Seg1	Seg2	Seg3	Seg4	Lap Time	km/h	Local Time
1	35.137	22.931	30.533	25.809	1'47.589	146,9	17:11'07.219
2	34.913	18.190	29.346	24.916	1'47.205	198,5	17:12'54.808
3	<b>34.677</b>	17.997	29.500	<b>24.857</b>	<b>1'47.031</b>	201,5	17:16'29.044
4	34.946	18.612	29.397	27.051	1'50.006	201,1	17:18'19.050
5	42.485	18.185	29.666	25.018	1'55.354	200,0	17:20'14.404
6	35.009	18.008	29.993	39.022	2'02.032P	<b>201,9</b>	17:22'16.436
7	53.478	18.231	29.318	25.929	2'06.956P	201,1	17:24'23.392
8	34.882	18.093	29.260	25.236	1'47.471	200,7	17:26'10.863
9	34.942	18.018	29.250	25.145	1'47.355	201,5	17:27'58.218
10	34.916	<b>17.928</b>	29.295	25.108	1'47.247	201,5	17:29'45.465
11	34.822	18.021	<b>29.246</b>	25.034	1'47.123	200,7	17:31'32.588

1	35.859	18.915	30.363	25.923	197,4	17:09'38.973	
2	35.641	18.525	29.558	25.992	1'49.934	197,8	17:11'28.907
3	35.569	18.366	29.598	25.777	1'49.382	197,1	17:13'18.289
4	1'42.486	19.143	31.587	39.892	2'06.191P	200,0	17:15'24.480
5	35.462	18.515	29.858	25.867	2'56.726P	200,0	17:18'21.206
6	35.462	18.250	29.470	26.578	1'49.760	201,1	17:20'10.966
7	35.485	18.436	31.184	26.254	1'51.359	<b>205,7</b>	17:22'02.325
8	43.573	18.554	29.753	28.626	2'00.506	200,7	17:24'02.831
9	36.515	18.456	29.743	25.858	1'50.572	201,9	17:25'53.403
10	35.391	18.193	29.502	<b>25.278</b>	1'48.364	201,9	17:27'41.767
11	35.311	18.552	29.486	25.470	1'48.819	201,5	17:29'30.586
	<b>35.228</b>	<b>18.157</b>	<b>29.401</b>	25.462	<b>1'48.248</b>	201,9	17:31'18.834

2° 36 B. NEILA [1'47.312]							
Lap	Seg1	Seg2	Seg3	Seg4	Lap Time	km/h	Local Time
1	35.459	18.850	30.471	25.926	1'48.915	194,9	17:09'32.884
2	35.028	18.241	29.766	25.449	1'48.372	193,5	17:13'10.171
3	35.015	18.359	29.589	25.396	1'48.372	193,5	17:13'10.171
4	34.870	18.252	29.452	25.347	1'48.066	193,5	17:14'58.237
5	<b>34.697</b>	18.167	29.567	<b>25.149</b>	1'47.753	193,9	17:16'45.990
6	34.697	18.098	29.268	25.249	<b>1'47.312</b>	195,7	17:18'33.302
7	35.016	18.157	29.379	42.336	2'04.888P	196,7	17:20'38.190
8	1'42.268	18.157	29.379	42.336	2'04.888P	196,7	17:20'38.190
9	43.975	19.498	35.788	26.564	3'04.118P	195,7	17:23'42.308
10	34.819	18.399	29.825	25.223	1'57.422	197,1	17:25'39.730
11	34.850	<b>17.981</b>	<b>29.162</b>	25.600	1'47.562	198,2	17:27'27.292
12	34.850	18.227	35.214	26.162	1'54.453	199,6	17:29'21.745
13	35.035	18.250	29.547	25.570	1'48.402	<b>200,0</b>	17:31'10.147

6° 64 S. SANCHEZ [1'48.340]							
Lap	Seg1	Seg2	Seg3	Seg4	Lap Time	km/h	Local Time
1	36.226	19.792	30.968	26.133	186,5	17:08'47.585	
2	35.429	18.813	30.170	25.799	1'51.008	197,1	17:10'38.593
3	35.487	18.570	30.071	25.881	1'49.951	194,9	17:12'28.544
4	35.086	18.535	29.856	25.817	1'49.695	194,6	17:14'18.239
5	35.112	18.490	29.536	25.670	1'48.782	195,3	17:16'07.021
6	36.505	18.410	29.642	25.567	1'48.731	194,9	17:17'55.752
7	36.484	18.927	31.134	26.323	1'52.889	196,7	17:19'48.641
8	36.484	18.738	30.166	25.776	1'51.164	193,2	17:21'39.805
9	43.461	18.316	29.461	25.643	2'05.961	164,1	17:23'45.766
10	35.031	18.316	29.461	25.643	1'48.451	197,8	17:25'34.217
11	35.072	18.274	<b>29.453</b>	<b>25.541</b>	<b>1'48.340</b>	<b>199,6</b>	17:27'22.557
12	38.685	19.215	30.820	25.750	1'54.470	196,7	17:29'17.027
13	<b>34.871</b>	<b>18.141</b>	29.914	26.833	1'49.759	199,3	17:31'06.786

3° 58 P. RAMOS [1'47.789]							
Lap	Seg1	Seg2	Seg3	Seg4	Lap Time	km/h	Local Time
1	35.845	19.656	31.628	27.139	1'49.503	198,5	17:12'44.921
2	36.010	18.462	29.796	25.400	1'49.503	198,5	17:12'44.921
3	2'12.352	19.255	30.486	38.487	2'04.238P	194,9	17:14'49.159
4	36.332	19.339	30.905	27.245	3'29.841P	193,5	17:18'19.000
5	34.952	18.708	29.763	26.378	1'51.181	<b>202,2</b>	17:20'10.181
6	34.952	18.629	30.938	26.084	1'50.603	200,0	17:22'00.784
7	35.643	20.214	32.869	34.122	2'02.848	194,6	17:24'03.632
8	35.429	18.557	29.633	25.809	1'49.428	197,8	17:25'53.060
9	35.057	<b>18.255</b>	29.412	25.363	1'48.087	198,9	17:27'41.147
10	<b>34.951</b>	18.358	<b>29.251</b>	<b>25.229</b>	<b>1'47.789</b>	197,8	17:29'28.936
11	35.063	18.467	29.523	25.250	1'48.303	198,5	17:31'17.239

7° 96 R. PONZIANI [1'48.402]							
Lap	Seg1	Seg2	Seg3	Seg4	Lap Time	km/h	Local Time
1	35.902	19.145	30.581	25.867	201,1	17:10'40.912	
2	35.475	18.552	29.784	25.795	1'50.033	197,1	17:12'30.945
3	35.565	18.381	29.974	25.571	1'49.401	198,5	17:14'20.346
4	35.440	18.620	30.083	25.784	1'50.052	198,2	17:16'10.398
5	35.467	18.519	29.665	<b>25.417</b>	1'49.041	197,8	17:17'59.439
6	36.492	18.308	29.413	26.442	1'49.630	199,6	17:19'49.069
7	1'25.703	18.875	30.041	40.018	2'05.426P	<b>201,5</b>	17:21'54.495
8	35.326	18.878	30.150	25.696	2'40.427P	198,9	17:24'34.922
9	<b>35.192</b>	18.520	29.509	25.588	1'48.943	198,9	17:26'23.865
10	36.404	18.323	<b>29.374</b>	25.513	<b>1'48.402</b>	200,4	17:28'12.267
11		18.933	30.824	26.195	1'52.356	195,7	17:30'04.623

4° 8 T. RELPH [1'47.813]							
Lap	Seg1	Seg2	Seg3	Seg4	Lap Time	km/h	Local Time
1	35.784	18.823	30.460	26.265	1'50.147	197,8	17:06'52.531
2	35.107	18.566	29.781	26.016	1'50.147	196,0	17:08'42.678
3	35.279	18.533	29.523	25.685	1'48.848	196,4	17:10'31.526
4	35.405	18.265	29.563	25.971	1'49.078	196,4	17:12'20.604
5	35.306	18.350	29.970	25.964	1'49.689	196,4	17:14'10.293
6	34.993	18.553	29.593	25.611	1'49.063	194,6	17:15'59.356
7	34.909	18.386	29.666	25.825	1'48.870	195,3	17:17'48.226
8	34.952	18.186	29.494	25.898	1'48.487	196,0	17:19'36.713
9	1'34.275	18.300	29.638	38.593	2'01.483P	197,4	17:21'38.196
10	35.111	18.490	29.362	25.790	2'47.917P	201,1	17:24'26.113
11	35.332	18.271	<b>29.238</b>	25.804	1'48.424	199,3	17:26'14.537
12	35.326	<b>17.981</b>	29.265	<b>25.397</b>	1'47.975	<b>207,7</b>	17:28'02.512
13	34.899	18.268	29.506	25.600	1'48.600	197,4	17:29'51.112
14		18.122	29.336	25.456	<b>1'47.813</b>	197,8	17:31'38.925

8° 46 P. RUIZ [1'48.688]							
Lap	Seg1	Seg2	Seg3	Seg4	Lap Time	km/h	Local Time
1	37.494	20.126	31.908	27.945	188,8	17:10'52.248	
2	35.973	19.362	30.671	25.855	1'53.382	188,5	17:12'45.630
3	35.598	19.193	30.690	27.116	1'52.972	<b>201,9</b>	17:14'38.602
4	35.197	18.616	29.947	25.951	1'50.112	193,2	17:16'28.714
5	36.360	18.846	29.406	26.108	1'49.557	196,7	17:18'18.271
6	36.360	18.677	29.968	26.056	1'51.061	192,9	17:20'09.332
7	35.260	19.412	33.102	39.685	2'07.459P	194,2	17:22'16.791
8	53.557	18.492	<b>29.361</b>	<b>25.633</b>	2'07.043P	199,3	17:24'23.834
9	35.594	18.530	29.899	25.639	1'49.662	200,4	17:26'13.496
10	35.263	18.552	29.604	25.821	1'49.240	197,4	17:28'02.736
11	35.169	18.337	29.579	25.699	1'48.784	198,9	17:29'51.520
12	<b>34.931</b>	<b>18.254</b>	29.505	25.998	<b>1'48.688</b>	199,3	17:31'40.208

5° 94 L. BOUDESSEUL [1'48.248]							
Lap	Seg1	Seg2	Seg3	Seg4	Lap Time	km/h	Local Time
1	36.624	20.994	31.437	26.544	172,0	17:08'35.797	
2	36.463	19.091	30.357	26.189	1'52.261	193,2	17:10'28.058
3		19.105	30.295	26.320	1'52.183	191,2	17:12'20.241

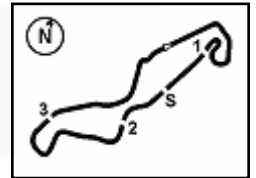
9° 20 N. RIVERA [1'48.730]							
Lap	Seg1	Seg2	Seg3	Seg4	Lap Time	km/h	Local Time
1	36.624	20.994	31.437	26.544	172,0	17:08'35.797	
2	36.463	19.091	30.357	26.189	1'52.261	193,2	17:10'28.058
3		19.105	30.295	26.320	1'52.183	191,2	17:12'20.241

17/04/2026 P = Pits In/Out - C = Lap Time Cancelled

These data/results cannot be reproduced, stored and/or transmitted in whole or in part by any manner of electronic, mechanical, photocopying, recording, broadcasting or otherwise now known or herein after developed without the previous express consent by the copyright owner, except for reproduction in daily press and regular printed publications on sale to the public within 60 days of the event related to those data/results and always provided that copyright symbol appears together as follows below.

© DORNA WSBK ORGANIZATION Srl 2026





TT Circuit Assen 4.542 m

2 / 4

**Pirelli Dutch Round, 17-19 April 2026**  
**Chronological Analysis Tissot Superpole**

3	35.622	18.835	29.765	26.121	1'50.343	188,5	17:14'10.584
4	35.399	18.509	<b>29.511</b>	<b>25.590</b>	1'49.009	196,4	17:15'59.593
5	<b>35.121</b>	<b>18.287</b>	29.550	25.772	<b>1'48.730</b>	197,8	17:17'48.323
6	35.436	18.312	29.651	25.780	1'49.179	196,7	17:19'37.502
7	35.212	18.314	29.593	26.351	1'49.470	196,7	17:21'26.972
8	39.892	21.402	39.239	27.006	2'07.539	173,9	17:23'34.511
9	36.093	18.692	30.576	27.511	1'52.872	196,4	17:25'27.383
10	36.161	18.487	29.863	25.855	1'50.366	<b>199,3</b>	17:27'17.749
11	35.426	18.463	29.927	25.934	1'49.750	194,9	17:29'07.499
12	35.291	18.415	29.816	25.879	1'49.401	194,2	17:30'56.900

14°		66 K. DANAK [1'49.755]					
Lap	Seg1	Seg2	Seg3	Seg4	Lap Time	km/h	Local Time
1	35.852	19.212	31.279	26.333	1'51.001	195,7	17:07'54.684
2	35.584	18.534	30.432	26.061	1'50.673	196,4	17:09'45.685
3	35.660	18.674	30.021	25.845	1'50.200	195,7	17:13'26.558
4	36.360	19.066	30.697	26.356	1'52.479	194,6	17:15'19.037
5	35.801	18.750	30.375	26.118	1'51.044	194,6	17:17'10.081
6	35.895	18.769	31.277	38.389	2'04.330P	196,0	17:19'14.411
7	2'02.623	19.071	30.512	26.048	3'18.254P	194,2	17:22'32.665
8	35.799	18.791	30.109	25.995	1'50.694	196,7	17:24'23.359
9	35.969	19.000	30.180	<b>25.701</b>	1'50.850	196,7	17:26'14.209
10	<b>35.495</b>	18.668	<b>29.867</b>	25.882	1'49.912	<b>199,6</b>	17:28'04.121
11	35.519	<b>18.433</b>	30.089	25.714	<b>1'49.755</b>	198,5	17:29'53.876
12	35.698	18.570	30.180	25.733	1'50.181	198,5	17:31'44.057

10°		83 A. MADRIGAL [1'49.281]					
Lap	Seg1	Seg2	Seg3	Seg4	Lap Time	km/h	Local Time
1	35.626	18.407	<b>29.824</b>	<b>25.638</b>	1'49.495	197,1	17:11'30.917
2	36.873	18.792	31.183	40.018	2'06.866P	195,3	17:13'37.783
3	1'10.650	18.650	30.219	26.101	2'25.620P	194,6	17:16'03.403
4	35.523	18.462	30.138	25.851	1'49.974	195,3	17:17'53.377
5	36.008	19.245	38.474	38.752	2'12.479P	193,9	17:20'05.856
6	2'14.944	19.655	35.687	26.416	3'36.702P	196,4	17:23'42.558
7	44.280	18.471	29.920	25.682	1'58.353	198,5	17:25'40.911
8	<b>35.307</b>	<b>18.214</b>	30.111	25.649	<b>1'49.281</b>	197,4	17:27'30.192
9	35.456	18.443	30.218	26.113	1'50.230	196,4	17:29'20.422
10	35.789	18.888	30.108	26.082	1'50.867	<b>199,3</b>	17:31'11.289

15°		14 M. DOBBS [1'49.769]					
Lap	Seg1	Seg2	Seg3	Seg4	Lap Time	km/h	Local Time
1	36.115	19.009	30.236	25.755	1'51.115	195,7	17:11'24.815
2	<b>35.578</b>	18.435	30.129	<b>25.627</b>	<b>1'49.769</b>	199,6	17:13'14.584
3	36.119	18.840	31.470	27.929	1'54.358	193,2	17:15'08.942
4	36.812	18.725	30.743	40.085	2'06.365P	193,9	17:17'15.307
5	2'18.286	18.745	30.854	26.457	3'34.342P	194,6	17:20'49.649
6	36.040	18.422	30.757	39.392	2'04.611P	196,4	17:22'54.260
7	1'18.466	18.457	30.211	26.447	2'33.581P	200,4	17:25'27.841
8	36.776	18.450	30.707	25.881	1'51.814	<b>206,9</b>	17:27'19.655
9	35.919	<b>18.334</b>	<b>30.019</b>	26.037	1'50.309	200,0	17:29'09.964
10	35.954	19.039	30.870	25.979	1'51.842	204,2	17:31'01.806

11°		15 C. JONES [1'49.313]					
Lap	Seg1	Seg2	Seg3	Seg4	Lap Time	km/h	Local Time
1	35.637	18.469	29.647	25.782	1'49.535	201,5	17:11'24.085
2	35.690	18.469	29.720	26.370	1'50.249	198,2	17:13'14.334
3	37.303	19.805	32.227	41.534	2'10.869P	190,1	17:15'25.203
4	3'07.856	18.897	30.523	26.400	4'23.676P	197,8	17:19'48.879
5	36.461	19.270	30.128	26.350	1'52.209	195,3	17:21'41.088
6	37.533	19.927	31.922	28.841	1'58.223	189,5	17:23'39.311
7	43.279	18.598	29.681	26.112	1'57.670	198,9	17:25'36.981
8	39.738	18.558	29.895	<b>25.727</b>	1'53.918	198,5	17:27'30.899
9	<b>35.583</b>	<b>18.273</b>	<b>29.619</b>	25.838	<b>1'49.313</b>	200,0	17:29'20.212
10	36.848	18.386	29.812	26.170	1'51.216	<b>203,8</b>	17:31'11.428

16°		37 L. VIEILLARD [1'49.899]					
Lap	Seg1	Seg2	Seg3	Seg4	Lap Time	km/h	Local Time
1	36.106	18.522	30.674	26.454	1'51.756	195,3	17:08'44.771
2	36.388	18.641	30.621	26.417	1'52.067	193,5	17:10'36.838
3	36.881	19.372	30.148	25.879	1'52.280	187,5	17:12'29.118
4	<b>35.705</b>	18.448	30.195	26.274	1'50.622	196,0	17:14'19.740
5	36.021	18.922	30.039	25.842	1'50.824	193,9	17:16'10.564
6	35.710	18.466	<b>29.956</b>	<b>25.767</b>	<b>1'49.899</b>	198,5	17:18'00.463
7	35.769	<b>18.380</b>	30.525	25.790	1'50.464	197,4	17:19'50.927
8	35.882	19.108	30.163	25.769	1'50.922	195,3	17:21'41.849
9	36.645	19.590	30.783	26.374	1'53.392	191,2	17:23'35.241
10	36.744	18.702	30.233	26.783	1'52.462	197,8	17:25'27.703
11	36.749	18.453	30.226	25.893	1'51.321	<b>201,1</b>	17:27'19.024
12	35.762	18.505	30.209	26.828	1'51.304	198,2	17:29'10.328
13	35.999	18.833	30.163	26.370	1'51.365	200,0	17:31'01.693

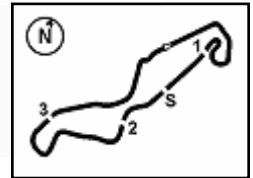
12°		12 M. SARAPUECH [1'49.421]					
Lap	Seg1	Seg2	Seg3	Seg4	Lap Time	km/h	Local Time
1	36.103	18.667	30.285	25.807	1'50.862	199,6	17:11'30.754
2	35.514	18.485	30.002	25.532	1'49.533	198,2	17:13'20.287
3	<b>35.266</b>	18.433	31.376	41.981	2'07.056P	200,7	17:15'27.343
4	1'51.295	19.707	31.466	25.667	3'08.135P	188,2	17:18'35.478
5	35.590	18.525	30.360	25.963	1'50.438	197,8	17:20'25.916
6	35.687	18.519	30.115	25.667	1'49.988	198,5	17:22'15.904
7	36.085	18.988	30.396	25.708	1'51.177	194,6	17:24'07.081
8	35.337	18.460	30.141	<b>25.483</b>	<b>1'49.421</b>	200,7	17:25'56.502
9	35.958	<b>18.341</b>	30.186	25.770	1'50.255	<b>206,9</b>	17:27'46.757
10	35.385	18.504	30.465	25.844	1'50.198	198,9	17:29'36.955
11	35.398	18.398	<b>29.973</b>	25.756	1'49.525	198,5	17:31'26.480

17°		22 M. GUARINO [1'50.096]					
Lap	Seg1	Seg2	Seg3	Seg4	Lap Time	km/h	Local Time
1	36.055	18.681	30.940	26.870	1'51.147	195,7	17:10'41.389
2	35.963	18.803	30.792	26.467	1'52.025	193,5	17:12'32.536
3	36.003	18.985	30.638	26.567	1'52.193	190,8	17:16'16.754
4	40.882	19.040	30.580	26.489	1'56.991	194,2	17:18'13.745
5	35.813	19.182	30.441	<b>26.060</b>	1'51.496	192,9	17:20'05.241
6	35.940	20.659	32.497	38.486	2'07.582P	195,7	17:22'12.823
7	58.337	18.657	30.306	26.495	2'13.795P	197,8	17:24'26.618
8	<b>35.474</b>	<b>18.587</b>	<b>29.903</b>	26.132	<b>1'50.096</b>	197,8	17:26'16.714
9	35.982	18.880	30.342	26.270	1'51.474	197,1	17:28'08.188

17/04/2026 P = Pits In/Out - C = Lap Time Cancelled

These data/results cannot be reproduced, stored and/or transmitted in whole or in part by any manner of electronic, mechanical, photocopying, recording, broadcasting or otherwise now known or herein after developed without the previous express consent by the copyright owner, except for reproduction in daily press and regular printed publications on sale to the public within 60 days of the event related to those data/results and always provided that copyright symbol appears together as follows below.

© DORNA WSBK ORGANIZATION Srl 2026



TT Circuit Assen 4.542 m

**Pirelli Dutch Round, 17-19 April 2026  
Chronological Analysis Tissot Superpole**

3 / 4

10	35.917	19.108	30.807	192,5	12	36.066	18.817	30.144	26.486	1'51.513	198,5	17:29'28.691
13	<b>35.982</b>				13	<b>35.982</b>	18.741	<b>29.945</b>	26.462	<b>1'51.130</b>	200,0	17:31'19.821

18° 4 E. BONDI (1'50.388)							
Lap	Seg.1	Seg.2	Seg.3	Seg.4	Lap Time	km/h	Local Time
		19.045	30.681	26.463		198,5	17:10'41.696
1	36.665	18.764	30.870	26.224	1'52.523	194,2	17:12'34.219
2	36.847	18.913	30.804	26.365	1'52.929	192,9	17:14'27.148
3	36.583	19.142	30.524	26.058	1'52.307	192,2	17:16'19.455
4	36.455	18.834	30.857	26.333	1'52.479	192,5	17:18'11.934
5	36.620	18.742	30.685	26.329	1'52.376	<b>200,7</b>	17:20'04.310
6	36.661	20.766	33.335	26.343	1'57.105	191,8	17:22'01.415
7	36.226	19.186	30.563	26.109	1'52.084	195,7	17:23'53.499
8	36.263	18.725	30.304	26.053	1'51.345	196,0	17:25'44.844
9	36.141	18.620	<b>30.030</b>	25.888	1'50.679	196,0	17:27'35.523
10	36.062	18.581	30.064	25.997	1'50.704	194,2	17:29'26.227
11	<b>35.952</b>	<b>18.550</b>	30.067	<b>25.819</b>	<b>1'50.388</b>	194,6	17:31'16.615

22° 44 P. SOWA (1'51.271)							
Lap	Seg.1	Seg.2	Seg.3	Seg.4	Lap Time	km/h	Local Time
		19.737	31.373	27.039		197,1	17:07'11.064
1	36.936	19.195	30.923	26.691	1'53.745	197,1	17:09'04.809
2	36.811	19.175	30.524	26.665	1'53.175	198,2	17:10'57.984
3	36.229	19.022	30.445	26.726	1'52.422	196,4	17:12'50.406
4	36.985	19.078	30.577	26.625	1'53.265	196,4	17:14'43.671
5	36.125	18.901	30.482	26.517	1'52.025	197,1	17:16'35.696
6	36.209	18.981	30.498	26.753	1'52.441	198,5	17:18'28.137
7	36.318	18.953	30.251	26.717	1'52.239	198,2	17:20'20.376
8	36.161	18.926	30.215	26.528	1'51.830	196,4	17:22'12.206
9	36.403	18.846	30.221	26.799	1'52.269	<b>200,0</b>	17:24'04.475
10	36.284	18.843	30.401	26.299	1'51.827	198,2	17:25'56.302
11	36.045	<b>18.797</b>	30.195	26.308	<b>1'51.345</b>	<b>200,0</b>	17:27'47.647
12	36.136	18.807	30.339	<b>26.218</b>	1'51.500	199,6	17:29'39.147
13	<b>35.855</b>	18.822	<b>30.086</b>	26.508	<b>1'51.271</b>	198,5	17:31'30.418

19° 88 D. DAL ZOTTO (1'50.480)							
Lap	Seg.1	Seg.2	Seg.3	Seg.4	Lap Time	km/h	Local Time
		21.022	31.418	26.750		170,1	17:08'36.187
1	36.476	19.065	30.425	26.382	1'52.348	193,9	17:10'28.535
2	36.155	19.082	30.265	26.477	1'51.979	191,2	17:12'20.514
3	36.094	18.569	<b>29.859</b>	<b>26.186</b>	1'50.708	199,3	17:14'11.222
4	35.900	18.611	29.905	26.235	1'50.651	195,3	17:16'01.873
5	35.934	19.086	30.718	26.437	1'52.175	195,3	17:17'54.048
6	36.176	18.712	31.107	27.582	1'53.577	197,1	17:19'47.625
7	37.622	18.857	30.022	26.272	1'52.773	192,5	17:21'40.398
8	37.743	20.165	30.715	26.561	1'55.184	184,0	17:23'35.582
9	<b>35.725</b>	18.763	29.919	27.625	1'52.032	199,6	17:25'27.614
10	37.491	18.784	30.452	40.012	2'06.739P	<b>204,2</b>	17:27'34.353
11	54.580	19.181	30.518	27.267	2'11.546P	196,4	17:29'45.899
12	35.819	<b>18.559</b>	29.877	26.225	<b>1'50.480</b>	196,7	17:31'36.379

23° 99 I. CARRENO (1'51.352)							
Lap	Seg.1	Seg.2	Seg.3	Seg.4	Lap Time	km/h	Local Time
		20.921	31.572	26.894		177,9	17:08'49.827
1	37.406	18.894	30.606	26.254	1'53.160	195,7	17:10'42.987
2	37.232	20.244	33.561	27.421	1'58.458	193,9	17:12'41.445
3	39.558	19.459	30.569	41.770	2'11.356P	194,9	17:14'52.801
4	2'07.312	18.938	30.977	26.527	3'23.754P	193,9	17:18'16.555
5	38.365	<b>18.742</b>	<b>30.076</b>	26.220	1'53.403	<b>197,8</b>	17:20'09.958
6	36.058	19.097	31.397	26.299	1'52.851	197,1	17:22'02.809
7	39.260	19.839	31.025	45.457	2'15.581P	192,9	17:24'18.390
8	1'44.699	19.030	30.097	<b>26.077</b>	2'59.903P	195,3	17:27'18.293
9	36.064	<b>18.742</b>	30.293	26.253	<b>1'51.352</b>	195,7	17:29'09.645
10	<b>36.044</b>	19.471	34.593	27.660	1'57.768	196,4	17:31'07.413

20° 41 A. BARALE (1'50.591)							
Lap	Seg.1	Seg.2	Seg.3	Seg.4	Lap Time	km/h	Local Time
		21.872	32.001	26.733		173,6	17:07'55.249
1	36.155	18.539	30.402	26.175	1'51.271	197,4	17:09'46.520
2	35.978	18.591	30.089	<b>26.108</b>	1'50.766	196,0	17:11'37.286
3	35.917	18.554	29.950	26.170	<b>1'50.591</b>	196,4	17:13'27.877
4	36.107	18.722	30.238	26.568	1'51.635	195,3	17:15'19.512
5	<b>35.763</b>	18.640	30.147	26.414	1'50.964	195,3	17:17'10.476
6	36.710	18.819	30.610	40.073	2'06.212P	196,4	17:19'16.688
7	1'10.032	18.645	30.143	26.185	2'25.005P	198,5	17:21'41.693
8	36.698	20.314	30.430	26.893	1'54.335	186,5	17:23'36.028
9	36.286	18.587	30.208	26.962	1'52.043	202,6	17:25'28.071
10	36.808	18.534	30.681	27.279	1'53.302	<b>203,4</b>	17:27'21.373
11	37.178	<b>18.465</b>	<b>29.922</b>	26.420	1'51.985	200,4	17:29'13.358
12	36.774	18.566	31.045	26.366	1'52.751	200,0	17:31'06.109

24° 16 L. MICHEL (1'51.558)							
Lap	Seg.1	Seg.2	Seg.3	Seg.4	Lap Time	km/h	Local Time
		20.480	45.536	27.415		189,8	17:08'01.566
1	37.189	19.073	30.829	26.439	1'53.530	200,0	17:09'55.096
2	36.265	18.964	30.770	27.346	1'53.345	199,3	17:11'48.441
3	36.833	19.123	31.159	27.168	1'54.283	196,0	17:13'42.724
4	37.112	19.112	30.825	26.344	1'53.393	196,4	17:15'36.117
5	36.189	19.027	30.601	26.340	1'52.157	197,1	17:17'28.274
6	36.205	18.991	30.825	38.618	2'04.639P	197,8	17:19'32.913
7	55.772	18.916	30.447	26.151	2'11.286P	199,6	17:21'44.199
8	36.754	19.355	30.755	27.279	1'54.143	195,7	17:23'38.342
9	36.265	18.893	30.367	<b>26.062</b>	1'51.587	201,9	17:25'29.929
10	<b>36.093</b>	18.710	30.347	26.438	1'51.588	<b>203,0</b>	17:27'21.517
11	36.298	<b>18.697</b>	<b>30.289</b>	26.274	<b>1'51.558</b>	202,2	17:29'13.075
12	36.711	18.766	31.518	27.623	1'54.618	200,7	17:31'07.693

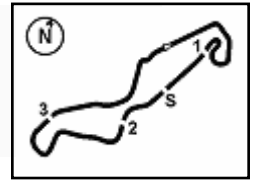
21° 19 A. OUREDNIKOVA (1'51.130)							
Lap	Seg.1	Seg.2	Seg.3	Seg.4	Lap Time	km/h	Local Time
		19.603	31.185	27.166		196,4	17:06'56.528
1	37.052	19.236	30.668	26.530	1'53.486	197,1	17:08'50.014
2	37.319	19.034	30.503	26.438	1'53.294	197,8	17:10'43.308
3	36.899	19.001	30.740	26.598	1'53.238	197,4	17:12'36.546
4	36.343	19.026	30.550	26.451	1'52.370	196,7	17:14'28.916
5	36.182	18.917	30.239	<b>26.125</b>	1'51.463	197,1	17:16'20.379
6	36.123	<b>18.690</b>	30.489	27.137	1'52.439	198,2	17:18'12.818
7	36.149	19.824	31.033	26.311	1'53.317	196,7	17:20'06.135
8	36.078	19.877	33.537	26.433	1'55.925	198,5	17:22'02.060
9	35.992	19.273	30.238	26.417	1'51.920	201,9	17:23'53.980
10	36.098	18.749	30.175	26.176	1'51.198	<b>203,0</b>	17:25'45.178
11	36.198	19.295	30.156	26.351	1'52.000	190,1	17:27'37.178

25° 61 B. SCHEFFER (1'52.334)							
Lap	Seg.1	Seg.2	Seg.3	Seg.4	Lap Time	km/h	Local Time
		19.690	32.227	27.731		193,9	17:06'59.726
1	37.521	19.404	31.503	26.962	1'55.390	195,7	17:08'55.116
2	37.312	19.115	31.220	27.227	1'54.874	197,1	17:10'49.990
3	36.951	19.444	31.326	27.139	1'54.860	194,9	17:12'44.850
4	36.658	19.166	30.758	27.110	1'53.692	198,9	17:14'38.542
5	36.720	19.127	31.544	26.739	1'54.130	196,4	17:16'32.672
6	36.349	19.241	31.356	40.299	2'07.245P	198,5	17:18'39.917
7	1'48.621	19.417	30.824	<b>26.433</b>	3'05.295P	198,2	17:21'45.212
8	36.340	20.321	31.534	26.761	1'54.956	<b>201,1</b>	17:23'40.168
9	36.266	19.296	31.588	26.802	1'53.952	199,6	17:25'34.120
10	36.491	19.088	30.882	26.692	1'53.153	200,0	17:27'27.273

17/04/2026 P = Pits In/Out - C = Lap Time Cancelled

These data/results cannot be reproduced, stored and/or transmitted in whole or in part by any manner of electronic, mechanical, photocopying, recording, broadcasting or otherwise now known or herein after developed without the previous express consent by the copyright owner, except for reproduction in daily press and regular printed publications on sale to the public within 60 days of the event related to those data/results and always provided that copyright symbol appears together as follows below.

© DORNA WSBK ORGANIZATION Srl 2026



**Pirelli Dutch Round, 17-19 April 2026**  
**Chronological Analysis Tissot Superpole**

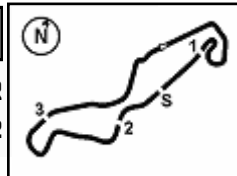
11	36.110	18.724	30.690	26.810	1'52.334	200,7	17:29'19.607
12	36.325	19.199	32.260	26.977	1'54.761	198,2	17:31'14.368

<b>26°</b>							
<b>26 K. HAND [1'52.818]</b>							
Lap	Seg.1	Seg.2	Seg.3	Seg.4	Lap Time	km/h	Local Time
		19.523	31.614	27.451		197,4	17:07'57.845
1	37.376	19.330	31.315	27.477	1'55.498	197,1	17:09'53.343
2	37.081	19.221	31.319	27.169	1'54.790	195,7	17:11'48.133
3	36.891	19.181	31.216	27.114	1'54.402	195,3	17:13'42.535
4	37.708	19.191	31.810	38.926	2'07.635P	199,3	17:15'50.170
5	2'28.816	19.766	32.062	27.395	3'48.039P	194,9	17:19'38.209
6	36.734	18.948	31.085	26.841	1'53.608	196,7	17:21'31.817
7	36.865	20.072	32.265	27.309	1'56.511	197,4	17:23'28.328
8	37.393	19.817	33.383	28.262	1'58.855	189,5	17:25'27.183
9	36.957	18.734	30.713	26.495	1'52.899	201,1	17:27'20.082
10	36.429	18.763	30.826	26.800	1'52.818	200,4	17:29'12.900
11	36.594	18.830	31.473	27.444	1'54.341	197,8	17:31'07.241

17/04/2026 P = Pits In/Out - C = Lap Time Cancelled

These data/results cannot be reproduced, stored and/or transmitted in whole or in part by any manner of electronic, mechanical, photocopying, recording, broadcasting or otherwise now known or herein after developed without the previous express consent by the copyright owner, except for reproduction in daily press and regular printed publications on sale to the public within 60 days of the event related to those data/results and always provided that copyright symbol appears together as follows below.

© DORNA WSBK ORGANIZATION Srl 2026



TT Circuit Assen 4.542 m

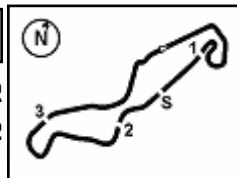
**Pirelli Dutch Round, 17-19 April 2026**  
**Best Laps & Speeds**

1 / 2

No.	Rider Bike	Nat	Best Lap		FP		SP												
			LL	SPD	LL	SPD	LL	SPD											
1	<b>6 M. HERRERA</b> Yamaha YZF-R7	ESP	<b>1'47.031</b> 23 201,9		1'47.613 12 201,1		<b>1'47.031</b> 11 <b>201,9</b>												
2	<b>36 B. NEILA</b> Yamaha YZF-R7	ESP	<b>1'47.312</b> 23 200,0		1'48.524 12 197,1		<b>1'47.312</b> 11 <b>200,0</b>												
3	<b>58 P. RAMOS</b> Yamaha YZF-R7	ESP	<b>1'47.789</b> 23 202,2		1'49.398 13 193,9		<b>1'47.789</b> 10 <b>202,2</b>												
4	<b>8 T. RELPH</b> Yamaha YZF-R7	AUS	<b>1'47.813</b> 25 207,7		1'48.956 12 202,6		<b>1'47.813</b> 13 <b>207,7</b>												
5	<b>94 L. BOUDESSEUL</b> Yamaha YZF-R7	FRA	<b>1'48.248</b> 23 205,7		1'50.225 12 198,9		<b>1'48.248</b> 11 <b>205,7</b>												
6	<b>64 S. SANCHEZ</b> Yamaha YZF-R7	ESP	<b>1'48.340</b> 24 201,5		1'49.344 12 <b>201,5</b>		<b>1'48.340</b> 12 199,6												
7	<b>96 R. PONZIANI</b> Yamaha YZF-R7	ITA	<b>1'48.402</b> 22 201,5		1'50.269 12 199,3		<b>1'48.402</b> 10 <b>201,5</b>												
8	<b>46 P. RUIZ</b> Yamaha YZF-R7	ESP	<b>1'48.688</b> 23 201,9		1'50.593 12 196,0		<b>1'48.688</b> 11 <b>201,9</b>												
9	<b>20 N. RIVERA</b> Yamaha YZF-R7	ESP	<b>1'48.730</b> 24 199,3		1'50.173 12 195,3		<b>1'48.730</b> 12 <b>199,3</b>												
10	<b>83 A. MADRIGAL</b> Yamaha YZF-R7	MEX	<b>1'49.281</b> 21 199,3		1'50.361 11 198,5		<b>1'49.281</b> 10 <b>199,3</b>												
11	<b>15 C. JONES</b> Yamaha YZF-R7	GBR	<b>1'49.313</b> 21 203,8		1'50.989 11 198,5		<b>1'49.313</b> 10 <b>203,8</b>												
12	<b>12 M. SARAPUECH</b> Yamaha YZF-R7	THA	<b>1'49.421</b> 23 207,3		1'50.232 12 <b>207,3</b>		<b>1'49.421</b> 11 206,9												
13	<b>11 Y. CERPA</b> Yamaha YZF-R7	ESP	<b>1'49.538</b> 21 203,8		1'50.396 12 196,7		<b>1'49.538</b> 9 <b>203,8</b>												
14	<b>66 K. DANAK</b> Yamaha YZF-R7	POL	<b>1'49.755</b> 24 199,6		1'51.704 12 196,7		<b>1'49.755</b> 12 <b>199,6</b>												
15	<b>14 M. DOBBS</b> Yamaha YZF-R7	USA	<b>1'49.769</b> 22 206,9		1'51.343 12 200,7		<b>1'49.769</b> 10 <b>206,9</b>												
16	<b>37 L. VIEILLARD</b> Yamaha YZF-R7	FRA	<b>1'49.899</b> 25 201,5		1'52.004 12 <b>201,5</b>		<b>1'49.899</b> 13 201,1												
17	<b>22 M. GUARINO</b> Yamaha YZF-R7	ITA	<b>1'50.096</b> 21 198,2		1'53.241 12 197,8		<b>1'50.096</b> 9 <b>198,2</b>												
18	<b>4 E. BONDI</b> Yamaha YZF-R7	FRA	<b>1'50.388</b> 22 200,7		1'51.335 11 200,0		<b>1'50.388</b> 11 <b>200,7</b>												
19	<b>88 D. DALZOTTO</b> Yamaha YZF-R7	ITA	<b>1'50.480</b> 24 204,2		1'51.598 12 199,6		<b>1'50.480</b> 12 <b>204,2</b>												
20	<b>41 A. BARALE</b> Yamaha YZF-R7	ITA	<b>1'50.591</b> 23 203,4		1'52.380 11 198,5		<b>1'50.591</b> 12 <b>203,4</b>												
21	<b>99 I. CARRENO</b> Yamaha YZF-R7	CHI	<b>1'50.845</b> 22 197,8		<b>1'50.845</b> 12 197,1		1'51.352 10 <b>197,8</b>												
22	<b>19 A. OUREDNIKOVA</b> Yamaha YZF-R7	CZE	<b>1'51.130</b> 24 203,0		1'52.655 11 201,9		<b>1'51.130</b> 13 <b>203,0</b>												
23	<b>44 P. SOWA</b> Yamaha YZF-R7	POL	<b>1'51.271</b> 24 200,0		1'53.167 11 198,9		<b>1'51.271</b> 13 <b>200,0</b>												
24	<b>16 L. MICHEL</b> Yamaha YZF-R7	GER	<b>1'51.558</b> 24 203,4		1'52.034 12 <b>203,4</b>		<b>1'51.558</b> 12 203,0												
25	<b>61 B. SCHEFFER</b> Yamaha YZF-R7	NED	<b>1'52.334</b> 23 201,1		1'55.227 11 196,7		<b>1'52.334</b> 12 <b>201,1</b>												

17/04/2026  
These data/results cannot be reproduced, stored and/or transmitted in whole or in part by any manner of electronic, mechanical, photocopying, recording, broadcasting or otherwise now known or herein after developed without the previous express consent by the copyright owner, except for reproduction in daily press and regular printed publications on sale to the public within 60 days of the event related to those data/results and always provided that copyright symbol appears together as follows below.  
© DORNA WSBK ORGANIZATION Srl 2026





TT Circuit Assen 4.542 m

**Pirelli Dutch Round, 17-19 April 2026**  
**Best Laps & Speeds**

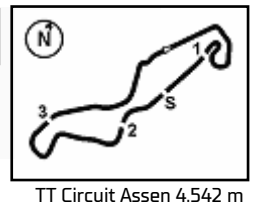
2 / 2

No.	Rider	Nat	Best Lap		FP		SP							
			LL	SPD	LL	SPD	LL	SPD						
26	<b>Z6 K. HAND</b> Yamaha YZF-R7	GBR	<b>1'52.818</b>	22 201,1	1'56.940	11 193,9	<b>1'52.818</b>	11 <b>201,1</b>						

17/04/2026

These data/results cannot be reproduced, stored and/or transmitted in whole or in part by any manner of electronic, mechanical, photocopying, recording, broadcasting or otherwise now known or herein after developed without the previous express consent by the copyright owner, except for reproduction in daily press and regular printed publications on sale to the public within 60 days of the event related to those data/results and always provided that copyright symbol appears together as follows below.

© DORNA WSBK ORGANIZATION Srl 2026

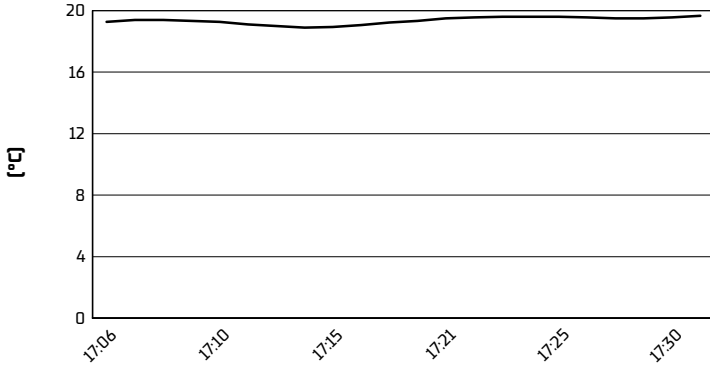


**Pirelli Dutch Round, 17-19 April 2026**

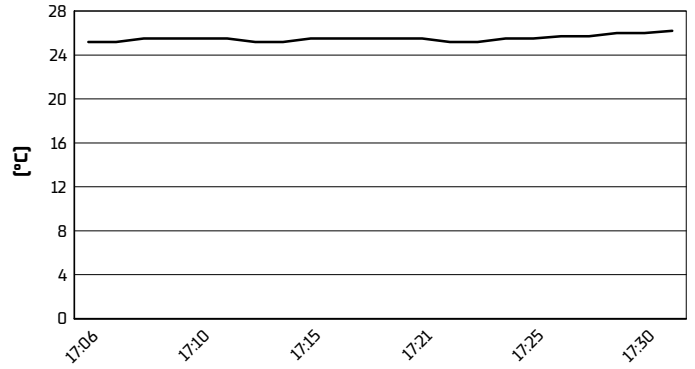
**Weather Report Tissot Superpole**

Session started 17:05 - Session ended 17:32


**Air Temperature**



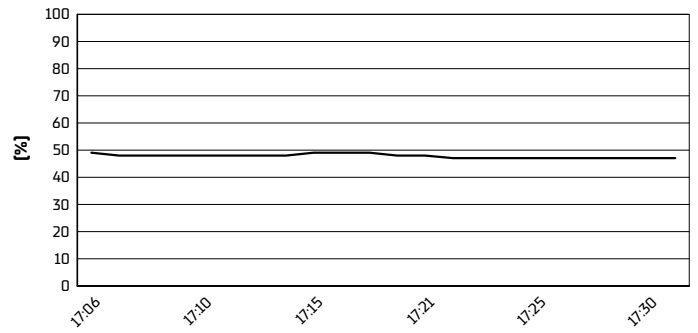
**Track Temperature**



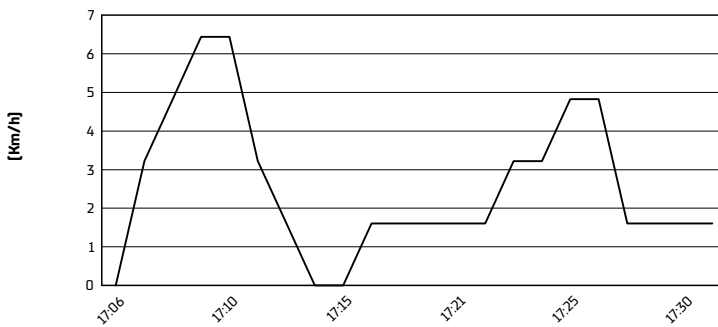
**Air Pressure**



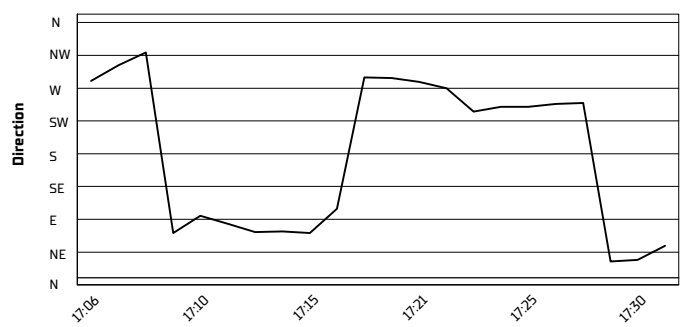
**Humidity**



**Wind Speed**



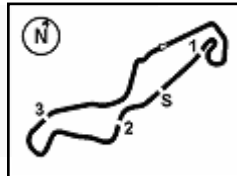
**Wind Direction**



17/04/2026

These data/results cannot be reproduced, stored and/or transmitted in whole or in part by any manner of electronic, mechanical, photocopying, recording, broadcasting or otherwise now known or herein after developed without the previous express consent by the copyright owner, except for reproduction in daily press and regular printed publications on sale to the public within 60 days of the event related to those data/results and always provided that copyright symbol appears together as follows below.

© DORNA WSBK ORGANIZATION Srl 2026



TT Circuit Assen 4.542 m

**Pirelli Dutch Round, 17-19 April 2026**  
**Tissot Superpole Ranking**

	2024	2025	2026
<b>01 Portimao</b>	Herrera [Esp] Yam 1'54.609 [144,2 Km/h]		Herrera [Esp] Yam 1'52.572 [146,9 Km/h]
<b>02 Assen</b>		Herrera [Esp] Yam 1'48.146 [151,2 Km/h]	Herrera [Esp] Yam 1'47.031 [152,8 Km/h]
<b>03 Balaton</b>		Neila [Esp] Yam 1'53.526 [129,2 Km/h]	
<b>04 Misano</b>	Herrera [Esp] Yam 1'49.390 [139,1 Km/h]		
<b>05 Donington</b>	Carrasco [Esp] Yam 1'40.581 [144,0 Km/h]	Neila [Esp] Yam 1'39.687 [145,3 Km/h]	
<b>06 Jerez</b>	Sanchez [Esp] Yam 1'51.671 [142,6 Km/h]	Herrera [Esp] Yam 1'51.572 [142,7 Km/h]	

**2026**

2 M. Herrera

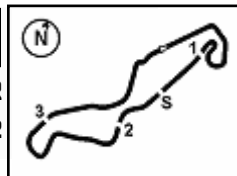
**ALL TIMES**

- 8 M. Herrera
- 2 A. Carrasco
- 2 B. Neila
- 1 C. Jones
- 1 S. Sanchez

17/04/2026

These data/results cannot be reproduced, stored and/or transmitted in whole or in part by any manner of electronic, mechanical, photocopying, recording, broadcasting or otherwise now known or herein after developed without the previous express consent by the copyright owner, except for reproduction in daily press and regular printed publications on sale to the public within 60 days of the event related to those data/results and always provided that copyright symbol appears together as follows below.

© DORNA WSBK ORGANIZATION Srl 2026



TT Circuit Assen 4.542 m

**Pirelli Dutch Round, 17-19 April 2026**  
**Tissot Superpole Award**

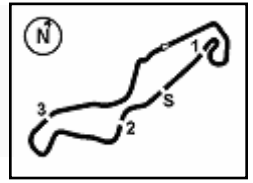
	Points	Points From First	Points From Previous	March 29 <b>PORTIMAO</b>	April 19 <b>ASSEN</b>	May 3 <b>BALATON</b>	June 14 <b>MISANO</b>	July 12 <b>DONINGTON</b>	October 18 <b>JEREZ</b>										
1 <b>HERRERA</b> Maria (ESP)	<b>24</b>			<b>12</b>	<b>12</b>														
2 <b>RAMOS</b> Paola (ESP)	<b>16</b>	8		<b>9</b>	<b>7</b>														
3 <b>NEILA</b> Beatriz (ESP)	<b>15</b>	9	1	<b>6</b>	<b>9</b>														
4 <b>PONZIANI</b> Roberta (ITA)	<b>10</b>	14	5	<b>7</b>	<b>3</b>														
5 <b>RELPH</b> Tayla (AUS)	<b>10</b>	14	0	<b>4</b>	<b>6</b>														
6 <b>BOUDESSEUL</b> Lucie (FRA)	<b>8</b>	16	2	<b>3</b>	<b>5</b>														
7 <b>SANCHEZ</b> Sara (ESP)	<b>6</b>	18	2	<b>2</b>	<b>4</b>														
8 <b>CERPA</b> Yvonne (ESP)	<b>5</b>	19	1	<b>5</b>															
9 <b>RUIZ</b> Pakita (ESP)	<b>3</b>	21	2	<b>1</b>	<b>2</b>														
10 <b>RIVERA</b> Natalia (ESP)	<b>1</b>	23	2		<b>1</b>														

17/04/2026 Odd points columns: Tissot Superpole Even points columns: Tissot Superpole Race

These data/results cannot be reproduced, stored and/or transmitted in whole or in part by any manner of electronic, mechanical, photocopying, recording, broadcasting or otherwise now known or herein after developed without the previous express consent by the copyright owner, except for reproduction in daily press and regular printed publications on sale to the public within 60 days of the event related to those data/results and always provided that copyright symbol appears together as follows below.

© DORNA WSBK ORGANIZATION Srl 2026





**Pirelli Dutch Round, 17-19 April 2026**

**Provisional Starting Grid - Race 1 (12 Laps x 4,542 km = 54,504 km)**

1	1	<b>6</b> HERRERA M. Yamaha 1'47.031	2	<b>36</b> NEILA B. Yamaha 1'47.312	3	<b>58</b> RAMOS P. Yamaha 1'47.789
2	4	<b>8</b> RELPH T. Yamaha 1'47.813	5	<b>94</b> BOUDESSEUL L. Yamaha 1'48.248	6	<b>64</b> SANCHEZ S. Yamaha 1'48.340
3	7	<b>96</b> PONZIANI R. Yamaha 1'48.402	8	<b>46</b> RUIZ P. Yamaha 1'48.688	9	<b>20</b> RIVERA N. Yamaha 1'48.730
4	10	<b>83</b> MADRIGAL A. Yamaha 1'49.281	11	<b>15</b> JONES C. Yamaha 1'49.313	12	<b>12</b> SARAPUECH M. Yamaha 1'49.421
5	13	<b>11</b> CERPA Y. Yamaha 1'49.538	14	<b>66</b> DANAK K. Yamaha 1'49.755	15	<b>14</b> DOBBS M. Yamaha 1'49.769
6	16	<b>37</b> VIEILLARD L. Yamaha 1'49.899	17	<b>22</b> GUARINO M. Yamaha 1'50.096	18	<b>4</b> BONDI E. Yamaha 1'50.388
7	19	<b>88</b> DAL ZOTTO D. Yamaha 1'50.480	20	<b>41</b> BARALE A. Yamaha 1'50.591	21	<b>19</b> OUREDICKOVA A. Yamaha 1'51.130
8	22	<b>44</b> SOWA P. Yamaha 1'51.271	23	<b>99</b> CARRENO I. Yamaha 1'51.352	24	<b>16</b> MICHEL L. Yamaha 1'51.558
9	25	<b>61</b> SCHEFFER B. Yamaha 1'52.334	26	<b>26</b> HAND K. Yamaha 1'52.818		